

North Ridge 2022

Neighborhood Survey

City of Olathe Healthy Neighborhood Initiative



Neighborhood Surveys: Results

In August of 2022, as part of its Healthy Neighborhood Initiative (HNI), the City of Olathe mailed surveys to residents in three different Focus Area neighborhoods. These neighborhoods are identified as Focus Areas, or priority areas where we are working to align strategies to help restore the physical environment and fundamental conditions.

The purpose of each neighborhood survey was to:

- understand how residents perceive their neighborhood,
- learn what further improvements residents would like to see, and
- connect residents with each other to continue working together on key issues.

The City of Olathe has an entire team of internal staff known as our **Neighborhood Resource Team**, representing various City divisions, dedicated to being a resource and advocating for our neighborhoods. We communicate and collaborate on various neighborhood issues, working together to improve Olathe neighborhoods.

NEXT STEPS >> Based on your feedback and survey results, the Neighborhood Resource Team, along with any residents who would like to be involved, will begin to assess survey results and work together to create strategies to address issues raised by residents in each neighborhood. Strategies that come out of these meetings will be shared with the residents.

HOW TO GET INVOLVED >> If you would like to be included in these collaboration efforts with city staff on finding solutions to issues raised in this survey, please contact the Olathe Planning Division at PlanningContact@olatheks.org attention Neighborhood Surveys and include the name of your neighborhood included on the front of this survey. You can also call (913) 971-8750 and ask to speak with Planning Division staff regarding your Neighborhood Survey Results.

Please note that some issues mentioned in survey responses, such as housing repair or stormwater issues on individual properties, can be addressed directly by resources the City of Olathe already provides to residents. Please see these resources on page 12 and share them with any neighbors who may benefit from them.

Thank you again for your willingness to share your ideas and insight into your neighborhood!



**Olathe Healthy
Neighborhoods**

PRESERVE | PROTECT | ENHANCE

Olathe's Healthy Neighborhoods Initiative (HNI) works to identify, advocate, and assist residents so that they can continue to live in safe homes and neighborhoods they can be proud of for years to come.

To learn more about neighborhood grants and other support available through the Healthy Neighborhood Initiative, visit olatheks.org/HealthyNeighborhoods

North Ridge Neighborhood Survey



701
Surveys
Mailed

58
Survey
Responses

8.3%
Response
Rate

Do you own or rent your home?

76% **24%**
Own Rent

According to the Census Bureau's American Community Survey, the neighborhood's homeownership rate is roughly 50-60%. Renters were underrepresented in this survey's responses.

How long have you lived in this neighborhood?

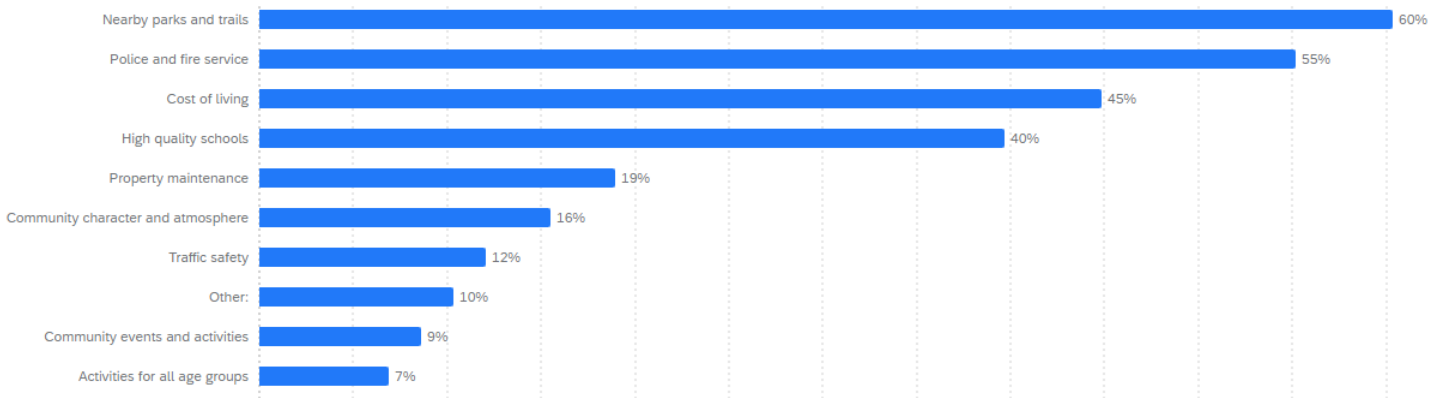
22% **22%** **26%** **30%**
0-5 years 5-10 years 10-20 years 20+ years

Survey Responses

1: Do you feel like you are part of a neighborhood?

67% Yes
33% No

2: What are some of the strengths of your neighborhood?



60% of respondents selected “nearby parks and trails” as a strength of their neighborhood, making this the most commonly selected strength. “Police and fire service,” “cost of living,” and “high quality schools,” were also considered by many to be a strength of the neighborhood.

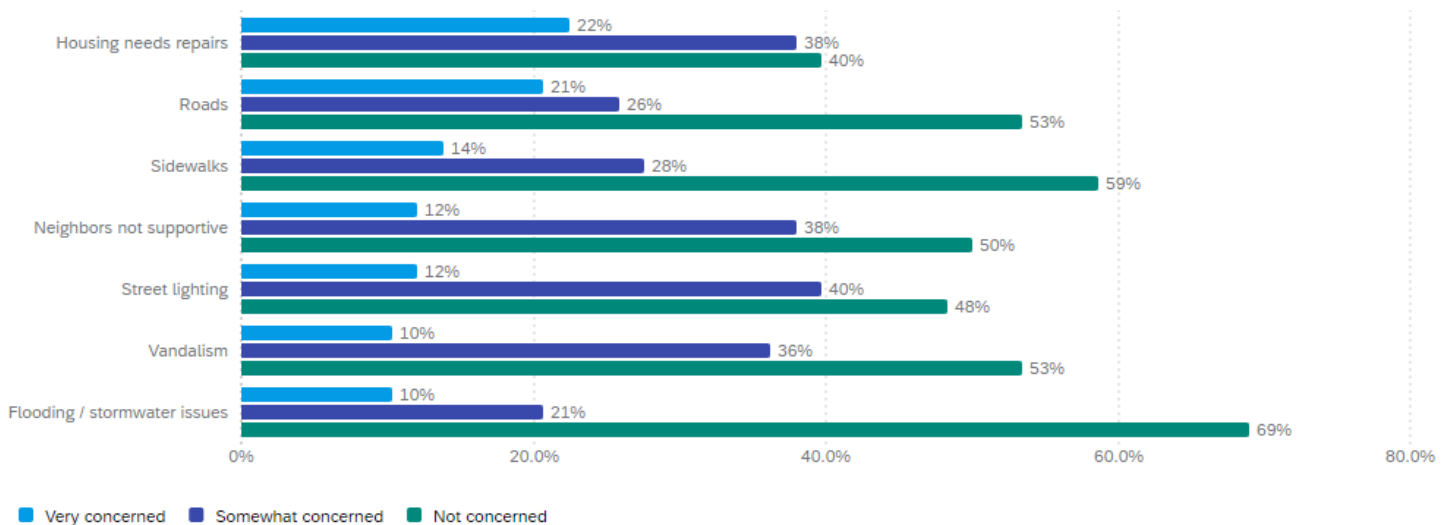
“Community events and activities” and “activities for all age groups” were the least-selected strengths.

The write-in entries for the “other” category were:

- “It’s quiet and private but close to shopping.”
- “Feels safe.”
- “Highway access.”
- “Location.”
- “Upkeep.”

Survey Responses

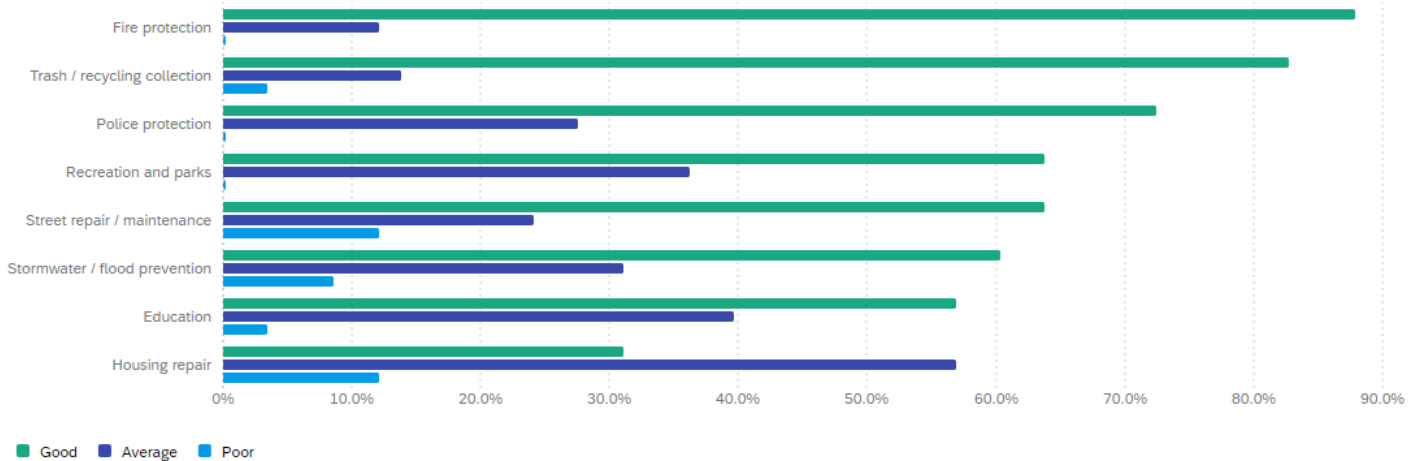
3: Please rate concerns you have for your neighborhood.



"Housing needs repairs" was the top concern for respondents, with 60% respondents either concerned or very concerned about this issue.

Other issues, such as "roads," "sidewalks," and "street lighting" had similar levels of concern, with roughly 50% of respondents being either "somewhat concerned" or "very concerned."

4: How are city services in your neighborhood?



Respondents marked "fire protection" and "trash / recycling collection" as top city services for their neighborhood. Over 80% of respondents marked these services as "good."

Respondents marked "housing repair" as the city service most needing improvement, with 12% saying this service was "poor". More respondents said housing repair services were "poor" or "average" than said this service was "good."

Survey Responses

5: What needs to be improved in the city services you rated “average” or “poor”?

Comment	# of residents with a similar comment
“Housing repair - many of the duplexes are rented and landlords are not motivated to upkeep them.”	■ ■ ■ ■ ■ ■ ■ ■
“Our streets are rough with holes.”	■ ■ ■ ■ ■ ■ ■ ■
“Drainage still bad even after improvements. Backyards and garages are still flooding often.”	■ ■ ■ ■ ■ ■ ■ ■
“We need signs posted - ‘parking not to the end of the curb’. Cars park to the end of the curb on streets creating inability to see oncoming cars. Cars get hit on the street from drivers going too fast.”	■ ■ ■ ■ ■ ■ ■ ■
“A list of trusted contractors for fair and reasonable repairs would be helpful.”	■ ■ ■ ■ ■ ■ ■ ■
“Trash collection.”	■ ■ ■ ■ ■ ■ ■ ■
“Need better enforcement of building codes. Neighbors are building low-quality add-ons.”	■ ■ ■ ■ ■ ■ ■ ■
“Need stoplight at Martway and 127th.”	■ ■ ■ ■ ■ ■ ■ ■
“Could use a 4-way stop at 123rd and Martway Dr and speed bumps nearby on 123rd.”	■ ■ ■ ■ ■ ■ ■ ■
“Cars go over the speed limit - speeding and never get stopped by police. 123rd St, Ridgeview east, and Martway. Almost hit me walking my dog. Most go way over the speed limit.”	■ ■ ■ ■ ■ ■ ■ ■
“Landlords and renters need to be held accountable for trash and noise.”	■ ■ ■ ■ ■ ■ ■ ■
“Better access to sidewalks and parks”	■ ■ ■ ■ ■ ■ ■ ■


Survey Responses

6: Is there a city service that your neighborhood needs that is not provided?

29% **71%**
Yes No

7: Identify the needed service

Comment	# of residents with a similar comment
"Buses and transportation, particularly for the elderly."	■ ■ ■
"Neighborhood pool."	■
"South bound on Ridgeview Rd, left turn to 123rd St should include a yellow arrow on the traffic light."	■
"Street lighting."	■
"Creek maintenance"	■
"Clearing snow/ice in the winter time."	■
"A list of trusted contractors would be helpful."	■
"Yard maintenance."	■



Survey Responses

8: What do you like most about living in your neighborhood?

Comment	# of residents with a similar comment
"The people are very friendly and supportive."	10
"Quiet."	9
"Close to grocery stores, work and misc shopping."	9
"School, park, and rec center nearby."	9
"Affordability."	6
"Easy access to all major highways."	5
"Most homes and lawns are well maintained."	4
"Feels safe."	4
"Maintained sidewalks."	1
"Good fire department."	1
"The area is more diverse than other parts of Olathe."	1
"I love having no houses behind us but still being in the city."	1
"We have the best mailman!"	1

Survey Responses

9: What changes would most improve your neighborhood?

Comment	# of residents with a similar comment
"Speed bumps and posted speed limit signs. Drivers think our neighborhood is a race track."	11
"Better street lighting."	7
"Driveway / street improvements."	5
"Better property and yard maintenance. Landlords need to be accountable, especially with keeping yards mowed and control of weeds and debris."	4
"4 way stop signs at 123rd & Martway Dr. In the last year working from home I have seen at least 4 accidents and many near misses."	3
"No parking on east side of Martway, there are too many cars obscuring the view (both of traffic when exiting driveways, and pedestrians on the sidewalk)."	3
"Too many vehicles parking in the street, hard to get through, hard to see playing children running into the street."	2
"More car parking space."	2
"Mill Creek needs to be better maintained. Very few do any mowing between their fenced yard and the actual border of the yard creating growth of toxic plants."	2
"More walkability and restaurants nearby."	2
"Public parks within walking distance."	1
"Sidewalks on both sides of the street consistently. Also many people block the sidewalk so you have to walk in the street It makes it hard for walkers."	1
"More sidewalk connections out of the neighborhood (particularly into the park behind SFT middle school from adjacent cul-de-sacs, also more ways to walk north or east)."	1

Survey Responses

9: What changes would most improve your neighborhood?

Comment	# of residents with a similar comment
Need a stop light at Harold and Martway. A lot of time it is hard to turn left onto Harold from Martway."	■
"Parents picking up kids from elementary school park in our driveways daily. They frequently park and then leave to get their kids."	■
"Make it mandatory for the trash bins (provided by the city) to be out of sight and fines for leaving them out."	■
"Enforcement of people putting bulk trash on curbs for weeks."	■
"Less duplexes as rentals, more owners."	■
"Security (or fear) seems to be an issue. People buying cameras to monitor inside/outside of home. Doors of cars in driveway need to be locked at all times."	■
"More sense of community."	■
"Bury power lines underground."	■
"Fixing water issues. Water pools in the backyard of my townhouse with every rain."	■
"Storm sewers."	■
"When they did sidewalk improvements they threw concrete in my bushes and didn't reseed the grass. They did across the street but not my side which are which are duplexes."	■

Survey Responses

10: Do you have any other comments, questions, or concerns?

Comment	# of residents with a similar comment
"Cars drive very fast through the neighborhood, especially around the curves."	■ ■ ■
"4 way stop on 127th and Martway. When school is in sometimes you sit at that corner for 20 minutes."	■
"Cars are being parked along the access road from 123rd St to 123d Terr. Bottles up the roadway. JoCo SherriFf deputy is one of them."	■
"I love where I live."	■
"Cost of living and rent is very high compared to income. And not everyone wants a very huge house that was built fast and poorly."	■
"Some way to encourage street parking on one side of the street to allow better traffic flow on Martway Drive."	■
"I see a lot of police cars in my neighborhood and would like to know what is occurring - not to be nosy - but concern for safety of self and property."	■
"More information about creek erosion / what can be done to prevent it."	■
"Stoplights along 119th near I-35 are trash during rush hour."	■
"Police, emergency, animal control, and code violations folks are very good."	■

Resources

Click on the links (any word that is underlined) to learn more about each resource.

Healthy Neighborhood Grants

- Community Engagement Grant - up to \$2,000 - for neighborhood block parties, music events, classes, and other events that connect neighbors.
- Neighborhood Beautification Grant - up to \$4,000 - for community gardens, pocket parks, neighborhood clean-ups, and other projects that enhance neighborhoods.

Housing Rehabilitation

- Deferred Loan Program: income-eligible homeowners can apply for an interest-free deferred loan to make major home repairs.
- Emergency Repair Program: income-eligible homeowners can apply for a grant for repairs that would pose a threat to their health and safety.
- Accessibility Modification Program: income-eligible homeowners with physical limitations can apply for a grant to remove structural barriers from their home.

Neighborhood Traffic Safety

This program is designed to resolve traffic issues such as speeding and illegal parking.

Community Enhancement

Otherwise known as Codes Enforcement, these staff inspect properties for exterior code violations and require corrections. Submit a codes concern at the link above.

Stormwater Cost Share Program

The program helps cover the cost of materials, equipment, and labor with a 50 percent match for expenses on the following:

- Rain gardens, bioswales, stream buffers, or native plantings, up to \$1,000.
- Rain barrels, up to \$75 each. Limit: two rain barrels per household.

Snow Removal Assistance

The Snow Brigade operates as a volunteer service for elderly or disabled Olathe residents who request snow removal.

City of Olathe Contacts

City of Olathe - Main Line	913-971-8600
Planning Division	913-971-8750
Housing Rehabilitation	913-971-7900
Community Enhancement	913-971-9880
Stormwater	931-971-9071
Neighborhood Traffic Safety	913-971-5081
Snow Removal Assistance	913-971-8566
Utilities & Trash	913-971-9311



For additional information, contact the City of Olathe Planning Division at planningcontact@olatheks.org or (913) 971-8750