



**2023 Explanation of Fees
(Table of Contents)**

- ☐ Infrastructure Focus Area**
 - ☐ Stormwater Rates..... Page 2-4**
 - ☐ Solid Waste Rates..... Page 5-6**
 - ☐ Water & Sewer Rates..... Page 6-12**
- ☐ Economy Focus Area**
 - ☐ Building Permits..... Page 12**
- ☐ Quality of Life Focus Area**
 - ☐ Community Center Fees..... Page 13-17**
 - ☐ Childcare Fees..... Page 17**
 - ☐ Membership Fees..... Page 17-18**
 - ☐ Sports Fields and Court Rentals Fees..... Page 18-19**
 - ☐ Activities and Programs..... Page 19**
 - ☐ Mahaffie Fees..... Page 19-20**
 - ☐ Swimming Pool Fees..... Page 20-22**

2023 PROPOSED CHANGES TO FEES, RATES AND CHARGES

Changes Proposed by Infrastructure

1. Infrastructure – Utilities Fees – Stormwater Management Fee

Residential	Current (2022)	2023 Proposed
Residential Unit (Monthly Rate)	\$5.89	\$6.07

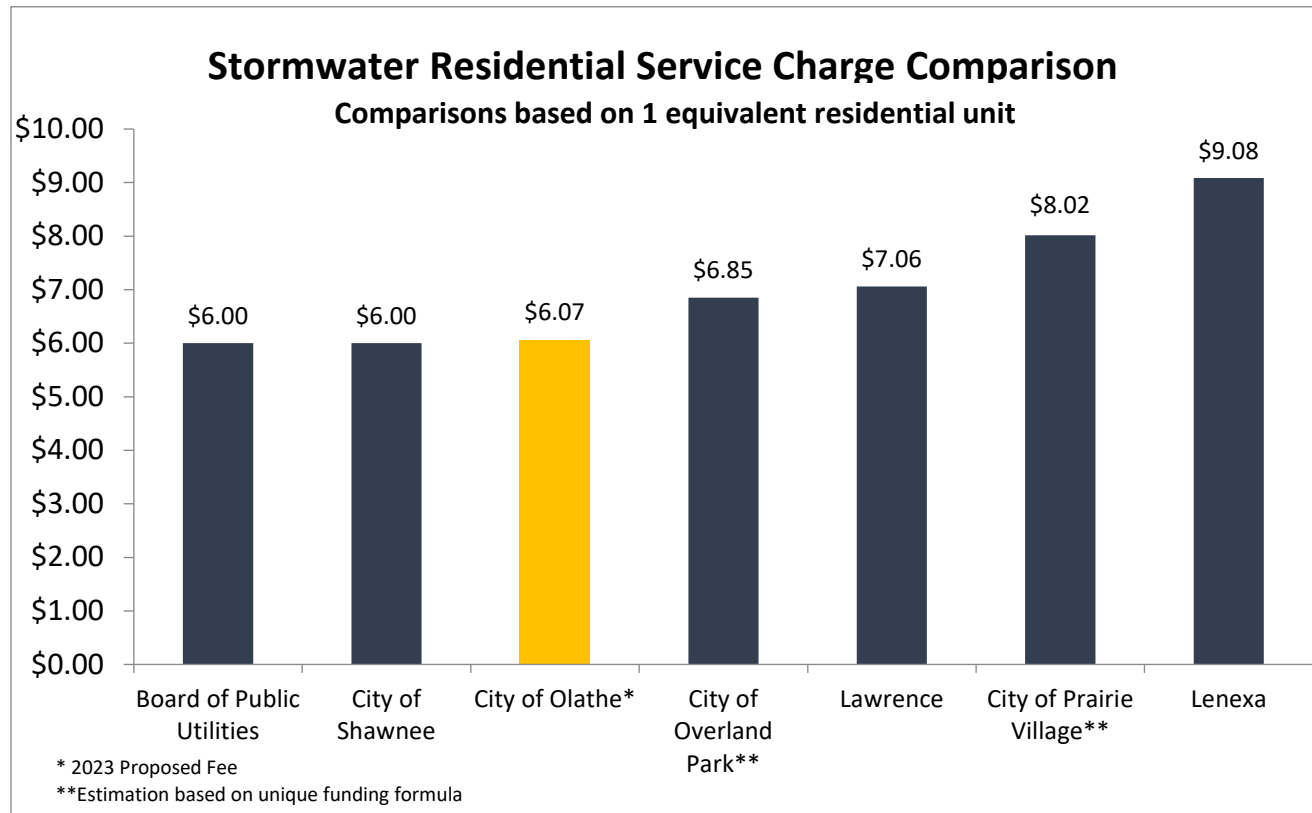
Non-Residential	Current (2022)	2023 Proposed
20,000 Lot Area Sq. Ft. (Monthly Rate)	\$7.38	\$7.60
<40,000	\$22.16	\$22.83
<60,000	\$36.94	\$38.05
<80,000	\$51.70	\$53.26
<100,000	\$66.48	\$68.48
<120,000	\$81.26	\$83.70
<140,000	\$96.03	\$98.91
<160,000	\$110.80	\$114.13
<180,000	\$125.57	\$129.34
<200,000	\$140.35	\$144.56
<220,000	\$155.13	\$159.78
<240,000	\$169.89	\$174.99
<260,000	\$184.67	\$190.21
<280,000	\$199.45	\$205.43
<300,000	\$214.21	\$220.64
<320,000	\$228.99	\$235.86
<340,000	\$243.77	\$251.08
<360,000	\$258.53	\$266.29
<380,000	\$273.31	\$281.51
<400,000	\$288.08	\$296.72
<420,000	\$302.85	\$311.94
<440,000	\$317.63	\$327.16
<460,000	\$332.40	\$342.37

<480,000	\$347.18	\$357.59
<500,000	\$361.95	\$372.81
<520,000	\$369.34	\$380.42
<540,000	\$382.53	\$394.01
<560,000	\$395.73	\$407.60
<580,000	\$408.92	\$421.19
<600,000	\$422.12	\$434.78
<620,000	\$435.31	\$448.37
<640,000	\$448.51	\$461.96
<660,000	\$461.70	\$475.55
<680,000	\$474.89	\$489.14
<700,000	\$488.09	\$502.73
<720,000	\$501.28	\$516.32
<740,000	\$513.07	\$528.46
<760,000	\$524.85	\$540.59
<780,000	\$536.63	\$552.73
<800,000	\$548.41	\$564.86
<820,000	\$560.19	\$576.99
<840,000	\$571.97	\$589.13
<860,000	\$583.75	\$601.26
<880,000	\$595.53	\$613.40
<900,000	\$607.31	\$625.53
<920,000	\$619.09	\$637.67
<940,000	\$633.58	\$652.59
<960,000	\$648.07	\$667.51
<980,000	\$662.56	\$682.44
<1,000,000	\$677.05	\$697.36
<1,020,000	\$691.54	\$712.28
<1,040,000	\$706.02	\$727.20
<1,060,000	\$720.51	\$742.13
<1,080,000	\$735.00	\$757.05
<1,100,000	\$749.49	\$771.97
>1,100,000	\$763.98	\$786.90

Stormwater management fees are based on the Cost Allocation Model and Stormwater Rate Model. Infrastructure is proposing a 3% increase in 2023 on residential and non-

residential fees. This will increase the residential fee from \$5.89 per residential unit per month to \$6.07. For non-residential uses, this base rate is multiplied by an area factor, and so the non-residential fee will be raised according to lot size.

The table below shows Olathe’s 2023 proposed rate compared to all other known 2023 rates and 2022 published rates.



2. Infrastructure – Stormwater Late Penalty

Fee	Current (2022)	2023 Proposed
Stormwater Late Penalty	5% of total current bill less payments and credits	10% of total current bill less payments and credits

Increase late penalty to 10% of bill to encourage delinquent accounts to become current.

3. Infrastructure – Bulk Item Pickup

Item	Current (2022)	2023 Proposed
Appliance with Freon	\$30.00 per appliance	\$35.00 per appliance
Bulk Item Pickup – Trash Day	\$20.00 per 15 minute loading time	\$25.00 per 15 minute loading time
Bulk Item Pickup – Non Trash Day	\$50.00 + \$20.00 per 15 minutes loading time	\$55.00 + \$25.00 per 15 minutes of loading time

Infrastructure is proposing to increase bulk item pick up charges to cover the increased costs of diesel fuel, manpower, and vehicle replacement.

4. Infrastructure – Bulk Item Pickup

Description	Current (2022)	2023 Proposed
Residential Call & Haul Dumpster Rental	\$60.00 4-yard dumpster rental	\$65.00 4-yard dumpster rental
	\$75.00 6-yard dumpster rental	\$80.00 6-yard dumpster rental

Infrastructure is proposing to include Residential Call & Haul Dumpster Rental in the Comprehensive List of Fees to reflect current City practices of the Solid Waste division. Infrastructure is also proposing an increase to the fees currently charged to cover the increased costs of diesel fuel, manpower, and vehicle replacement.

5. Infrastructure – Yard Waste carts

Description	Current (2022)	2023 Proposed
Yard Waste carts	\$75.00 one time charge (plus tax)	\$50.00 one time charge (plus tax)

Infrastructure is proposing a decrease in the Yard Waste carts fee to incentivize cart purchases. Yard Waste carts improve employee workplace health and safety.

6. Infrastructure – Sanitary Sewer Hookup Fee

Description	Current (2022)	2023 Proposed
Sanitary Sewer Hookup Fee	Total cost/sq.ft.divided by Total cost/sq.ft. of main sanitary sewer dist.	Property sq.ft. multiplied by total cost/sq.ft. of main sanitary sewer dist.

Infrastructure is proposing to align the Sanitary Sewer Hookup Fee formula with Municipal Code language. This change is so that the Schedule of Fees reflects the correct Municipal Code language.

7. Infrastructure – Utilities Fees – Wastewater Rates

Fee	Current (2022)	2023 Proposed
Single Family Residential (Avg Winter Consumption) (Monthly Rate per 100 cubic feet)	\$5.49	\$5.82
Multifamily (Actual Usage) (Monthly Rate per 100 cubic feet)	\$5.65	\$5.99
Commercial (Actual Usage) (Monthly Rate per 100 cubic feet)	\$5.65	\$5.99
Industrial (Actual Usage) (Monthly Rate per 100 cubic feet)	\$5.64	\$5.98
Service Charge (Monthly Rate)	\$19.88	\$21.07

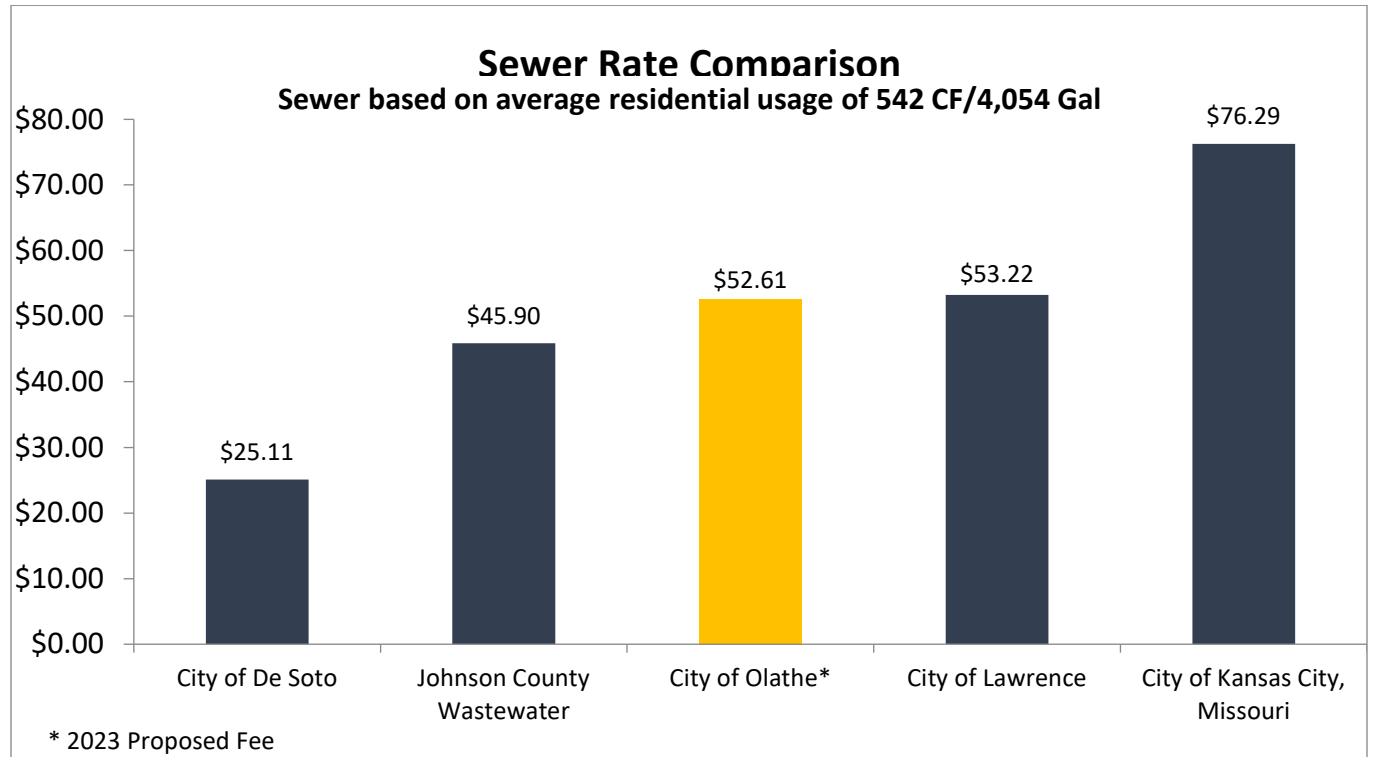
Proposed wastewater fees are based on the Cost Allocation Model and Water and Sewer Rate Model.

Infrastructure is proposing to increase total revenue by 6% for the Water & Sewer system in 2023. Single Family Residential, Multi-family, Commercial, and Industrial rates will increase by 6%. The predominant cost drivers for these increases include increases in

debt service payments, as well as increasing costs to rehabilitate and replace aging infrastructure in both operations and maintenance budgets and capital projects.

The fiscal impact on the average single-family residence (service charge and usage) will increase from \$49.64 per month in 2022 to \$52.61 in 2023 when based on an average consumption of 542 cubic feet (CF).

The table below shows Olathe's 2023 proposed rates compared to all other known proposed 2023 rates and 2022 published rates.



8. Infrastructure – Utilities Fees – Water Rates

Fee	Current (2022)	2023 Proposed
Single Family Residential (per 100 cubic feet)	1st 800 cubic feet: \$3.25 Next 2200 cubic feet: \$4.84 Over 3000 cubic feet: \$6.44	1st 600 cubic feet: \$3.02 Next 600 cubic feet: \$4.52 Next 1400 cubic feet: \$6.04 Over 2600 cubic feet: \$7.54

Multi-Family Residential (per 100 cubic feet) Up to 110% of Winter Usage Rate Over 110%-200% of Winter Usage Rate Over 200% of Winter Usage Rate	\$3.43 \$4.30 \$5.16	\$3.64 \$4.56 \$5.47
Commercial (per 100 cubic feet) Up to 110% of Winter Usage Rate Over 110%-200% of Winter Usage Rate Over 200% of Winter Usage Rate	\$3.63 \$4.55 \$5.44	\$3.85 \$4.82 \$5.77
Industrial (per 100 cubic feet) Up to 110% of Winter Usage Rate Over 110%-200% of Winter Usage Rate Over 200% of Winter Usage Rate	\$3.06 \$3.82 \$4.57	\$3.24 \$4.05 \$4.84

Proposed water fees are based on the Cost Allocation Model and Water and Sewer Rate Model.

Infrastructure is proposing to move Single Family Residential water rates from an inclining 3-block to an inclining 4-block structure. This change is intended to promote affordability and equity. Costs will shift from lower-use customers to higher-use customers who are placing greater demands on the system primarily through summer irrigation.

Infrastructure is proposing to increase total revenue by 6% for the Water & Sewer system in 2023. Single Family Residential customers will experience a range of impacts as this increase will be applied to the new 4-block structure. Multi-family, Commercial, and Industrial rates will increase by 6%. The predominant cost drivers for these increases are debt service payments, new federal regulatory requirements, as well as increasing costs to rehabilitate and replace aging infrastructure in both operations and maintenance budgets and capital projects.

The fiscal impact on the average single-family residence (service charge and consumption) will decrease from \$33.97 per month in 2022 to \$33.40 in 2023 when based on an average consumption of 588 cubic feet (CF).

9. Infrastructure – Utilities Fees – Water Service Charge

Fee	Current (2022)	2023 Proposed
5/8 inch meter (Monthly Rates)	\$14.86	\$15.64
1 inch meter	\$37.17	\$46.89

1 ½ inch meter	\$74.32	\$78.16
2-inch meter	\$118.92	\$125.06
3 inch meter	\$222.97	\$250.11
4 inch meter	\$371.62	\$390.80
6 inch meter	\$743.24	\$781.60
8 inch meter	\$1,189.18	\$1,250.56
10 inch meter	\$1,783.77	\$1,797.68
12 inch meter	\$2,229.70	\$2,422.96

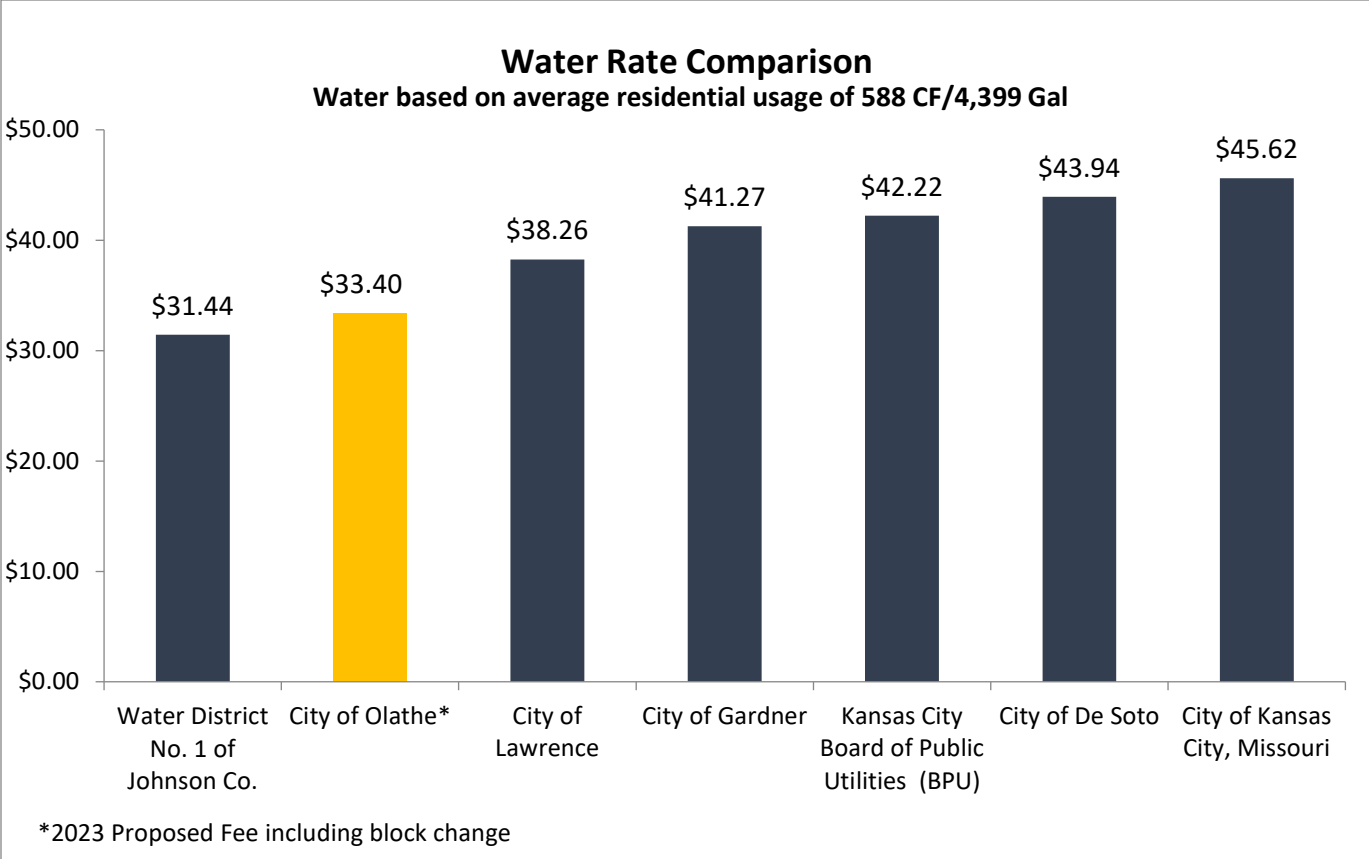
Proposed Water fees are based on the Cost Allocation Model and Water and Sewer Rate Model.

Infrastructure is proposing to align all Water Service Charges with AWWA standards. This is to ensure that each meter size is charged a fixed cost proportional to the meter’s ability to use the water system’s resources.

Infrastructure is proposing to increase total revenue by 6% for the Water & Sewer system in 2023. Single Family Residential, Multi-family, Commercial and Industrial rates will have a range of impacts based on the realigned fixed costs.

The fiscal impact on the average single-family residence (service charge and consumption) will decrease from \$33.97 per month in 2022 to \$33.40 in 2023 when based on an average consumption of 588 cubic feet (CF).

The table on the next page shows Olathe's 2023 proposed rates compared to all other known 2023 proposed rates and 2022 published rates.



10. Infrastructure – Utilities Fees – Water Rates – Wholesale Fee and Rates

Fee	Current (2022)	2023 Proposed
Wholesale (per 100 cubic feet)	\$3.71	\$4.08
5/8 inch meter (Monthly Rates)	\$16.67	\$18.34
1 inch meter	\$41.66	\$45.83
1 ½ inch meter	\$83.31	\$91.64
2 inch meter	\$133.30	\$146.63
3 inch meter	\$249.93	\$274.92
4 inch meter	\$416.55	\$458.21
6 inch meter	\$833.09	\$916.40
8 inch meter	\$1,332.93	\$1,466.22

10 inch meter	\$1,999.40	\$2,199.34
12 inch meter	\$2,499.24	\$2,749.16

Water service rates for wholesale customers are based upon the Cost Allocation Model and Water and Sewer Rate Model.

The City of Olathe negotiates wholesale contracts for Water Districts. The current fee is \$3.71/100 cubic feet in 2022. If not otherwise contracted with the City, Public Works is proposing to raise the rate, including the service charge for water meters by 10% in 2023.

11. Infrastructure – Utility Late Payment Penalty

Description	Current (2022)	2023 Proposed
Utility Payment Late Penalty	5% of total current bill less payments and credits	Increase to 10%

Currently, the average monthly bill is \$100 amounting to a \$5 late fee which has not shown to discourage late payments. 10% would be noticeable but not so much to be a cost inhibitor in being able to get account current. Gardner and Shawnee charge 10% and Prairie Village charges \$10.

12. Infrastructure – Service Call Charge

Description	Current (2022)	2023 Proposed
Service Call Charge	\$40.00 business hours (8:00 am - 5:00 pm); \$60.00 after business hours	\$50.00 business hours (8:00 am - 5:00 pm); \$70.00 after business hours

Fee has not been adjusted since 2009. Increase service call charge to reflect rising gas costs.

13. Infrastructure – Lab Fees

Infrastructure is proposing fees for lab analysis performed for external clients be charged at a rate determined by market value that will cover costs of the test and overhead costs associated with completing the analysis.

Changes Proposed by Economy

1. Economy – Temporary Certificate of Occupancy (TCO)

Description	Current (2022)	2023 Proposed
Temporary Certificate of Occupancy for 1 & 2 Family	\$100	\$500 (Refund \$400 to applicant when TCO is closed and final Certificate of Occupancy is issued).

The initial fee is proposed to be increased to \$500. After the TCO is closed and the final Certificate of Occupancy is issued, \$400 will be refunded to the applicant. This creates an incentive for permittees to obtain final inspections and close permits.

2. Economy – Building Permit – Swimming Pool (Non-Single Family or Duplex)

Description	Current (2022)	2023 Proposed
Building Permit – Swimming Pool	\$0.26/sq. ft./minimum \$100.00	\$0.40/sq. ft./minimum \$150.00

This fee is proposed to increase due to plan review and inspection of swimming pools in this category (non-residential) requiring a review of plans by multiple departments and more frequent inspections.

Changes Proposed by Quality of Life

1. Quality of Life – Community Center Fees – Resident

Description	Current (2022) (Prices by Month)	2023 Proposed (Prices by Month)
Community Center Fees – Resident (Family – up to 5)	Monthly (No Commitment): \$87.00 3 Month Membership: \$85.00 6 Month Membership: \$82.00 12 Month Membership: \$76.00 Annual Payment Up Front: \$851.00	Monthly (No Commitment): \$92.00 3 Month Membership: \$90.00 6 Month Membership: \$88.00 12 Month Membership: \$81.00 Annual Payment Up Front: \$884.00
Community Center Fees – Resident (Individual +1)	Monthly (No Commitment): \$76.00 3 Month Membership: \$75.00 6 Month Membership: \$72.00 12 Month Membership: \$68.00 Annual Payment Up Front: \$756.00	Monthly (No Commitment): \$81.00 3 Month Membership: \$79.00 6 Month Membership: \$77.00 12 Month Membership: \$72.00 Annual Payment Up Front: \$780.00
Community Center Fees – Resident (Individual)	Monthly (No Commitment): \$52.00	Monthly (No Commitment): \$55.00

	3 Month Membership: \$50.00 6 Month Membership: \$49.00 12 Month Membership: \$46.00 Annual Payment Up Front: \$519.00	3 Month Membership: \$54.00 6 Month Membership: \$53.00 12 Month Membership: \$49.00 Annual Payment Up Front: \$528.00
Community Center Fees – Resident (62 and Older Individual +1)	Monthly (No Commitment): \$67.00 3 Month Membership: \$65.00 6 Month Membership: \$63.00 12 Month Membership: \$60.00 Annual Payment Up Front: \$650.00	Monthly (No Commitment): \$71.00 3 Month Membership: \$69.00 6 Month Membership: \$67.00 12 Month Membership: \$64.00 Annual Payment Up Front: \$684.00
Community Center Fees – Resident (62 and Older Individual)	Monthly (No Commitment): \$47.00 3 Month Membership: \$46.00 6 Month Membership: \$45.00 12 Month Membership: \$43.00 Annual Payment Up Front: \$472.00	Monthly (No Commitment): \$50.00 3 Month Membership: \$49.00 6 Month Membership: \$48.00 12 Month Membership: \$46.00 Annual Payment Up Front: \$480.00

Community Center Fees – Resident (Annual Payment)	15% Discount per Year	20% Discount per Year
Community Center Fees – Non-Resident (Family – up to 5)	Monthly (No Commitment): \$94.00 3 Month Membership: \$91.00 6 Month Membership: \$89.00 12 Month Membership: \$84.00 Annual Payment Up Front: \$933.00	Monthly (No Commitment): \$99.00 3 Month Membership: \$97.00 6 Month Membership: \$95.00 12 Month Membership: \$89.00 Annual Payment Up Front: \$948.00
Community Center Fees – Non-Resident (Individual +1)	Monthly (No Commitment): \$84.00 3 Month Membership: \$82.00 6 Month Membership: \$79.00 12 Month Membership: \$75.00 Annual Payment Up Front: \$827.00	Monthly (No Commitment): \$89.00 3 Month Membership: \$86.00 6 Month Membership: \$84.00 12 Month Membership: \$79.00 Annual Payment Up Front: \$852.00
Community Center Fees – Non-Resident (Individual)	Monthly (No Commitment): \$56.00 3 Month Membership: \$55.00 6 Month Membership: \$54.00	Monthly (No Commitment): \$60.00 3 Month Membership: \$58.00 6 Month Membership: \$57.00

	12 Month Membership: \$50.00 Annual Payment Up Front: \$568.00	12 Month Membership: \$54.00 Annual Payment Up Front: \$576.00
Community Center Fees – Non-Resident (62 and Older Individual +1)	Monthly (No Commitment): \$67.00 3 Month Membership: \$65.00 6 Month Membership: \$63.00 12 Month Membership: \$60.00 Annual Payment Up Front: \$650.00	Monthly (No Commitment): \$71.00 3 Month Membership: \$69.00 6 Month Membership: \$67.00 12 Month Membership: \$64.00 Annual Payment Up Front: \$684.00
Community Center Fees – Non-Resident (62 and Older Individual)	Monthly (No Commitment): \$47.00 3 Month Membership: \$46.00 6 Month Membership: \$45.00 12 Month Membership: \$43.00 Annual Payment Up Front: \$472.00	Monthly (No Commitment): \$50.00 3 Month Membership: \$49.00 6 Month Membership: \$48.00 12 Month Membership: \$46.00 Annual Payment Up Front: \$480.00
Community Center Fees – Non-Resident (Annual Payment)	15% Discount per Year	20% Discount per Year

The City is proposing a 6% increase in monthly membership prices to cover the costs of services. A 20% discount per year for annual payments is proposed to incentivize long-term memberships. Membership fees will increase in 2023 for the first time since 2020.

2. Quality of Life – Childcare

Description	Current (2022)	2023 Proposed
Childcare – Membership Holder	\$4.00 per hour (membership holder per child)	\$5.00 per hour (membership holder per child)
Childcare – Non-Membership Holder	\$5.00 per hour (non-membership holder per child)	\$7.00 per hour (non-membership holder per child)
Childcare Punch Passes	\$24.00 to \$110.00 per pass	\$25.00 per month for Monthly Add-On

The City is proposing a \$1.00 increase per child for membership holders, with a \$2.00 increase per child for non-membership holders. This increase is to cover costs and would be the first increases since 2014. Staff is also proposing a \$25.00 per month monthly add-on for members that utilize drop-in services.

3. Quality of Life – Membership Add-ons

Description	Current (2022)	2023 Proposed
Membership Add-ons (One Hour with Trainer)	\$65.00 to \$90.00 per hour	\$65.00 to \$100.00 per hour
Membership Add-ons (Outdoor Swim Pass)	25% discount for OCC members during summer season	100% discount for OCC members during summer season
Membership Add-ons (Additional Outdoor Pool Pass)	\$15.00 per member per month	\$50.00 per plan for summer season

Fee increases include an additional \$10.00 maximum for a membership add-on with a trainer, as well as a \$50.00 flat fee for Lake Olathe Beach Add-on for Community Center members to access the swim beach at Lake Olathe as part of their active membership. The 100% discount for members is for individuals who maintain an active Community Center membership and will be able to access four outdoor pools at no additional cost.

4. Quality of Life – Sports Field and Court Rentals

Description	Current (2022)	2023 Proposed
Ball Diamond Rental – Hourly Rate (Without Lights)	Range: \$40.00 - \$60.00 Resident: \$40.00 Non-Resident: \$50.00	Eliminate Fee
Ball Diamond Rental – Hourly Rate (With Lights)	Range: \$50.00 - \$70.00 Resident: \$50.00 Non-Resident: \$60.00	Range: \$40.00 - \$60.00 Residential/Non-Resident: \$40.00
Ball Diamond Preparation (Per Field)	Range: \$60.00 - \$90.00 Resident: \$60.00 Non-Resident: \$80.00	Range: \$60.00 - \$90.00 Residential/Non-Resident: \$60.00
Soccer Field Rental (Hourly Rate)	Range: \$40.00 - \$60.00 Resident: \$40.00 Non-Resident: \$50.00	Range: \$40.00 - \$60.00 Residential/Non-Resident: \$40.00
Soccer Field Layout and Marking (Per Occurrence)	Range: \$60.00 - \$300.00 Resident: \$60.00 Non-Resident: \$250.00	Range: \$60.00 - \$90.00 Residential/Non-Resident: \$60.00
Basketball Court Rental (Daily Rate)	Range: \$35.00 - \$100.00 Resident: \$35.00	OCC Member: \$35.00 - \$55.00

	Non-Resident: \$50.00 For Profit: \$100.00	OCC Non-Member: \$40.00 - \$85.00
--	---	--------------------------------------

The City is proposing a single hourly fee and eliminating the residential/non-residential designation, as well as the lights/no lights option. The cost for lights will be built into the regular fee and all applicable rentals will have lights to eliminate confusion on programming and scheduling lights.

5. Quality of Life – Activities and Programs

Description	Current (2022)	2023 Proposed
Activities and Programs – Education Programs	\$3.00 to \$8.00 per person	\$3.00 to \$10.00 per person

Increases are proposed to ensure that the City is able to maintain its ability to keep prices in line with similar attractions and for similar services, especially as materials and labor costs continue to rise.

6. Quality of Life – Mahaffie Historic Site

Description	Current (2022)	2023 Proposed
Mahaffie Historic Site – Daily Fees (Resident Ages 5-11)	\$1.00 - \$7.00	\$1.00 - \$9.00
Mahaffie Historic Site – Daily Fees (Resident Ages 12+)	\$3.00 - \$9.00	\$3.00 - \$11.00
Mahaffie Historic Site - Daily Fees (Non-Resident Ages 5-11)	\$2.00 - \$8.00	\$2.00 - \$10.00

Mahaffie Historic Site – Daily Fees (Non-Residential Ages 12+)	\$4.00 - \$10.00	\$4.00 - \$12.00
Mahaffie Historic Site – Additional Charge for Special Activities and Programs	\$1.00 - \$35.00 per person	\$1.00 - \$50.00 per person

Increases are proposed to ensure that the City is able to maintain its ability to keep prices in line with similar attractions and for similar services, especially as materials and labor costs continue to rise.

7. Quality of Life – Swimming Pool Fees

Description	Current (2022)	2023 Proposed
Swimming Pool Fees – Resident (Family – up to 6)	\$125.00 - \$200.00 per year \$178.00 per year or \$200.00 per year for Super Swim Pass	\$160.00 - \$300.00 per year \$210.00 per year or \$400.00 per year for Super Swim Pass or \$50.00-\$100.00 total add-on
Swimming Pool Fees – Resident (Additional Members)	Additional \$13.00 - \$20.00 per member \$17.00 per member or \$20.00 per member for Super Swim Pass	Additional \$13.00 - \$40.00 per member \$17.00 per member of \$40.00 per member for Super Swim Pass
Swimming Pool Fees – Resident (Individual)	\$70.00 - \$100.00 per year	\$40.00 - \$100.00 per year

	\$81.00 per year or \$100.00 per year for Super Swim Pass	\$80.00 per year or \$200 per year for Super Swim Pass
Swimming Pool Fees – Resident (62 and Older)	\$42.00 - \$75.00 per year \$51.00 per year or \$75.00 per year for Super Swim Pass	\$40.00 - \$100.00 per year \$80.00 per year or \$200.00 per year for Super Swim Pass
Swimming Pool Fees – Non-Resident (Family – up to 6)	\$160.00 - \$250.00 per year \$216.00 per year or \$250.00 per year for Super Swim Pass	\$160.00 - \$350.00 per year \$210.00 per year or \$450.00 per year for Super Swim Pass
Swimming Pool Fees – Non-Resident (Additional Member)	Additional \$13.00 - \$20.00 per member \$20.00 per member or \$20.00 per member for Super Swim Pass	Additional \$40.00 to \$120.00 per member \$40.00 per member or \$90.00 per member for Super Swim Pass
Swimming Pool Fees – Non-Resident (Individual)	\$95.00 to \$150.00 per year \$109.00 per year or \$150.00 per year for Super Swim Pass	\$40.00 to \$150.00 per year \$40.00 per year or \$120.00 per year for Super Swim Pass
Swimming Pool Fees – Non-Resident (62 and Older)	\$42.00 to \$75.00 per year \$51.00 per year or \$75.00 per year for Super Swim Pass	\$40.00 to \$150.00 per year \$51.00 per year or \$75.00 per year for Super Swim Pass
Daily Fees – Resident, Non-Black Bob Bay (Ages 3-61)	\$6.00 - \$12.00 \$7.00	\$5.00 - \$15.00 \$7.00

Daily Fees, Resident, Black Bob Bay (Ages 3-61)	\$6.00 - \$12.00 \$8.00	\$5.00 - \$20.00 \$10.00
Daily Fees, Resident, Black Bob Bay (Ages 62 and Older)	\$4.00 - \$8.00 \$5.00	\$4.00 - \$20.00 \$5.00
Daily Fees, Non-Resident, Black Bob Bay (Ages 3-61)	\$6.00 - \$12.00 \$10.00	\$5.00 - \$20.00 \$12.00
Daily Fees – Non-Resident, Black Bob Bay (Ages 62 and Older)	\$4.00 - \$8.00 \$5.00	\$4.00 - \$20.00 \$5.00
Resident Coupon Book – 20 Punch, Non-Black Bob Bay	\$80.00 - \$160.00 per Book \$112.00 per Book	\$100.00 - \$350.00 per Punch Card
Resident Coupon Book – 20 Punch, Black Bob Bay	Not Available	\$100.00 - \$350.00 per Punch Card

Proposed swimming pools fee increases and adjustments are suggested as staffing and chemical costs have increased drastically. The fee changes are to help offset the increased costs.